



Technology trusted worldwide

Work the torque and boost your thrust throughout the rev range with this large capacity 5.6l naturally aspirated engine. This creates an exciting experience on a larger boat, where performance really matters.

Grab your favourite drink from the chiller to accompany an inviting warm lunch with your favourite tunes playing in the background. Your perfect day on the water is fully charged with high output charging for onboard electronics.

Digital Electric Steering is built-in to the XTO 400hp V8 engine. Enjoy a smoother and more intuitive experience when at the helm and a cleaner appearance at the stern with no hydraulic pumps or hoses. What's more, the system links seamlessly to Yamaha's Helm Master EX.



- Extreme Power - 5.6L • 32-v • 60° V8 • DOHC • VCT
- Premium 3D graphics
- Integreeritud kaldepiiranguga TotalTilt™-funktsioon tagab pingutuseta paadi transportimise ja mugavuse kallutamise ajal.
- Engine mount propellor light (Optional)
- Efficient, direct injection 4-stroke
- Sisseehitatud digitaalne elektriline roolisüsteem (DES) juhtmevaba roolisüsteemi mootoritel.
- 300% more reverse thrust from new exhaust system
- Reliability - tough custom-engineered crankshaft
- Dependability - new heavy duty gear system
- Sleek lower unit design with massive gearcase
- Dual chamber oil pump to handle extreme demands
- Ultra-convenient in-water gear oil change facility
- High Output charging – Phase angle



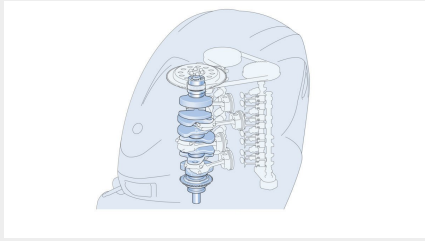
XTO 400hp V8

Technology trusted worldwide

If you need a blend of massive torque and cutting-edge tech, look no further than the XTO 400hp V8, a Premium outboard that provides power, performance and precision for any boating adventure.

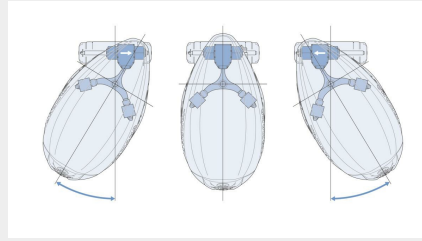
Exciting, dynamic looks give distinctive Yamaha look to your boat, an insider view of the industry leading concepts and technologies contained within.

Direct injection boosts performance and optimises fuel consumption. Integrated digital electronic steering delivers smooth, more precise handling on the wheel yet maintains the sense of connection with the water, it also links with Yamaha's Helm Master EX® for greater control. Reverse thrust enhances manoeuvrability in confined spaces.



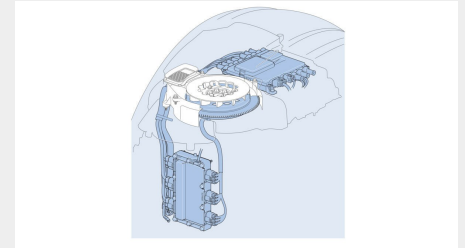
5.6 litres of naturally aspirated V8 power

Discover Yamaha's very latest technology. With features like 5-pump Direct Fuel Injection, Variable Camshaft Timing (VCT), Double Overhead Camshafts (DOHC), dual chamber oil pump, 2-stage water pump, quadruple thermostats, our unique in-bank exhaust system.



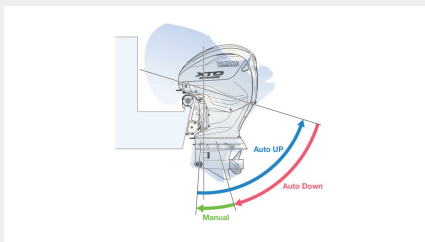
Integrated Digital electric steering

Owners love this highly efficient built-in steering system delivers a smoother and more intuitive experience when at the helm, it is lighter and less complex than a separate hydraulic system plus is cleaner to fit and operate, and far quicker and simpler to rig.



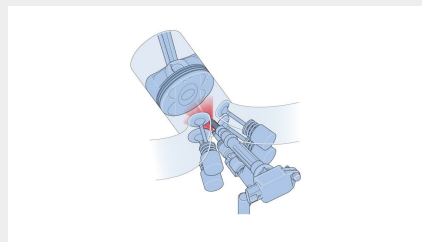
Simple maintenance, super charging

Leave your boat at the dock as you execute an easy in-water gear oil change, simplifying this process. A multi-part cowling with quick-access locks allows secure, easy access for maintenance and adjustments. Finally, the High Output system provides stable charging even at low rpm



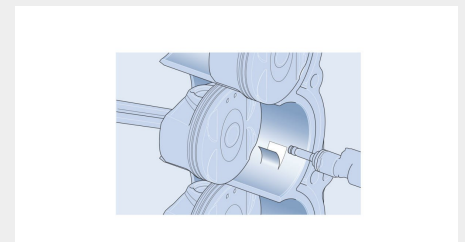
TotalTilt™ function with integrated tilt limit

Yamaha's exclusive TotalTilt™ function allows complete tilt up or down, from any position, with a simple double-push of the respective tilt button. A buzzer sound alerts crew to keep clear of the outboard, and the integrated tilt limiter helps to prevent inadvertent damage.



Ultimate efficiency from Direct Injection

Yamaha is on a mission to deliver ever-greater efficiency and economy and the fuel system on the XTO 400hp V8 is the ideal example of how we execute on this objective, from the first-ever Direct Injection 4-stroke engine to the thrust-enhancing reverse exhaust system.



Built to last.

Every aspect of the XTO 400hp V8 offers beat-in-class build quality. Massive crankshaft, torque-absorbing heavy-duty gears, an extra-large diameter prop shaft, and the gearcase design, with its low friction co-efficient and better cooling, all contribute to reliable performance.



XTO 400hp V8

Engine

Engine type	4-stroke;DOHC;V8
Bore x stroke	96.0 x 96.0
Displacement	5,559cc
Prop shaft output at mid range	400hp @ 6,000rpm
Full Throttle Operating Range	5,000 - 6,000rpm
Lubrication system	Wet sump
Ignition / advance system	Electronic ignition (TCI)
Gear ratio	25/14 1.79
Starter system	Electronic ignition (TCI)
No. of cylinders/Configuration	V8
Fuel Induction System	Direct Injection

Dimensions

Oil pan capacity	7.8L
Weight without propeller	437 kg - 458 kg

